



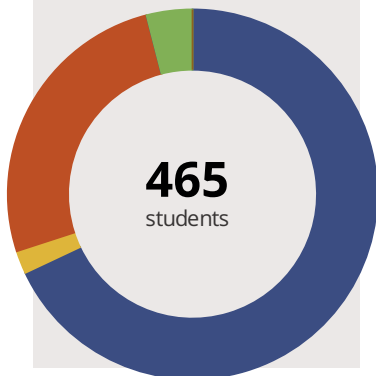
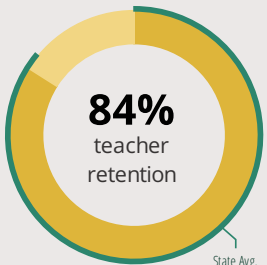
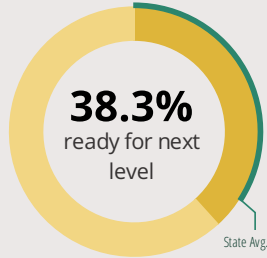
LOCUST ELEM SCHOOL

539 LOCUST ST MARENGO, IL 60152 3413 (815) 568-7632

Grades: P-3
District: MARENGO-UNION E CONS D 165

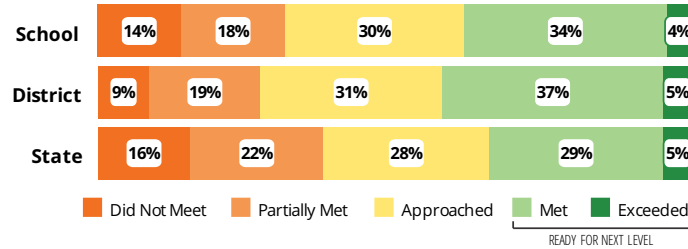
Principal: Mrs.Suellen Lopez
Superintendent: Mrs.Lea Damisch

FAST FACTS



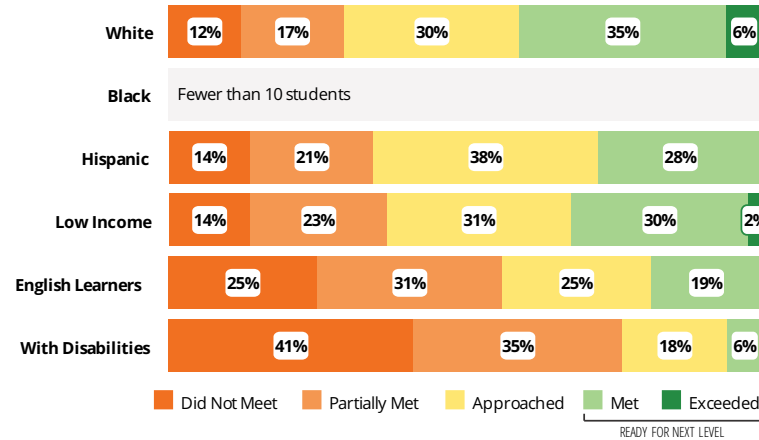
Academic Success

Elementary All Illinois students in grades 3-8 take the PARCC assessment each year. High school students take the SAT in Math and English Language Arts.



Success by Student Group

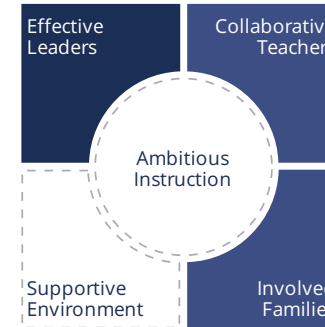
This display shows PARCC performance levels for each student group. No data is shown for groups with fewer than 10 students.



Student Characteristics

White	68%	Low Income	58%
Black	2%	English Learners	13%
Hispanic	26%	With Disabilities	13%
Asian	0%	Homeless	3%
American Indian	0%		
Two or More Races	4%		
Pacific Islander	0%		

School Environment



The **5Essentials Survey** allows students in grades 6-12 and all teachers to share their perspectives on essential conditions for learning. The anonymous survey consists of 5 components.

- Most implementation
- More implementation
- Average implementation
- Less implementation
- Least implementation
- Not Applicable/Low Response

Response Rates

Students	-
Teachers	97%

Most Effective Leaders

Do principals and teachers implement a shared vision for success?

More Collaborative Teachers

Do teachers collaborate to promote professional growth?

Ambitious Instruction

Are the classes challenging and engaging?

Supportive Environment

Is the school safe, demanding, and supportive?

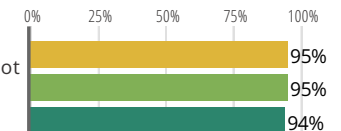
More Involved Families

Does the entire staff build strong external relationships?

Student Attendance and Mobility

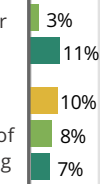
Attendance Rate

Rate at which students are present at school, not including excused or unexcused absences



Chronic Truancy Rate

Percentage of students who have been absent without valid reasons for 5% or more of regular school days



Student Mobility

Percentage of students who transfer in or out of the school during the school year, not including graduates





LOCUST ELEM SCHOOL

School Highlights

Academic Courses

Bilingual Support, Fine Arts - integrated, Full Service Library, Music - General, RTI Support, Technology-computer classes, Title 1 Programs

Physical Education, Health and Wellness

Daily Physical Education - general, Health, Nutrition, Wellness - integrated

Other Programs and Activities

Big Brothers/Big Sisters - school program, Bullying Program - Sponsored by Turning Point, Enrichment Assemblies and Special Event Days ("Farm Day"), Family Nights, Parent Associations, Parent Sponsored Art Enrichment Program, Reading Counts Program

School Awards

ISBE "Spotlight" School, PBIS "Recognized" School, Silver Circle of Quality - Preschool Program Award, STAR 105.5 Teacher of the Month

Career Development Courses and Programs

Full-time guidance counselor teaches grade level classes in career development, safety, bullying prevention and social/emotional development

Athletics

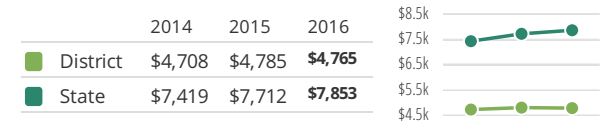
School Personnel Resources

Bilingual Education Teacher, Paraprofessional, School Guidance Counselor, School Social Worker, Special Education Teacher, Speech Language Pathologist-non teaching

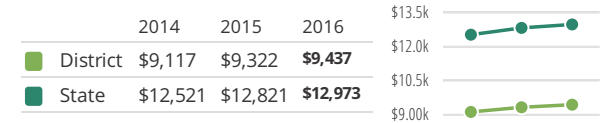
Facilities

District Finance

Instructional Spending per Pupil includes only the activities directly dealing with the teaching of students or the interaction between teachers and students.



Operational Spending per Pupil includes all costs for overall operations in this school's district, including Instructional Spending, but excluding summer school, adult education, capital expenditures, and long-term debt payments.



Educator Measures

This school has had **1 principal(s)** over the past 6 years. In the last three years, an average of **84% of teachers** return to this school each year.

FOR MORE INFORMATION

Visit IllinoisReportCard.com to see additional details about each item of information for this school. There you will find charts spanning multiple years, detailed explanations, resources, more of the school's programs and activities, and powerful tools that let you dig deeper into data.

Most of this data has been collected by ISBE from school districts through data systems. Some information, such as the School Highlights, is entered directly by principals and can be updated throughout the year.